

Thermomagnetic device circuit breaker - CB TM1 6A SFB P - 2800841

Please be informed that the data shown in this PDF Document is generated from our Online Catalog. Please find the complete data in the user's documentation. Our General Terms of Use for Downloads are valid (<http://phoenixcontact.com/download>)



Thermomagnetic device circuit breaker, 1-pos., tripping characteristic SFB, 1 PDT contact, plug for base element.

The figure shows the CB TM1 0.5A SFB P version

Why buy this product

- ✓ Compact design with precise nominal current levels
- ✓ Modular expansion possible thanks to the uniform, plug-in housing concept
- ✓ Sophisticated remote signaling concept enables monitoring from any location
- ✓ Maximum overcurrent protection across long cable paths via SFB trigger characteristic
- ✓ Supply/remote signaling can be bridged with CLIPLINE complete accessories



Key Commercial Data

Packing unit	1 STK
GTIN	 4 046356 689922
GTIN	4046356689922
Weight per Piece (excluding packing)	27.620 g
Custom tariff number	85362010
Country of origin	Indonesia

Technical data

Dimensions

Height	45 mm
Width	12.3 mm
Depth	52 mm
Complete module height	90 mm
Complete module width	12.3 mm
Complete module depth	77.3 mm

Ambient conditions

Thermomagnetic device circuit breaker - CB TM1 6A SFB P - 2800841

Technical data

Ambient conditions

Ambient temperature (operation)	-30 °C ... 60 °C
Ambient temperature (storage/transport)	-40 °C ... 80 °C
Humidity test	240 h, 95% RH, 40°C
Shock (operation)	30g (IEC 60068-2-27, Test Ea)
Degree of protection	IP30 (Actuation area)

General

Installation instructions	When mounted in rows, the nominal device current can be limited to just 80% or must be oversized accordingly.
Flammability rating according to UL 94	V0
Mounting type	On base element
Color	gray
Number of positions	1
Insulating material group	II
Degree of pollution	2
Design	Male

Electrical data

Fuse type	SFB
Rated surge voltage	2.5 kV (Increased insulation in actuation area)
Rated voltage	50 V DC (IEC 60934)
	50 V DC (UL 1077)
	50 V DC (UL 508 - with plug-in base)
Rated current I_N	6 A (IEC 60934)
	6 A DC (low-induction load according to UL 1077)
	6 A DC (low-induction load according to UL 508 - with plug-in base)
Rated insulation voltage U_i	277 V AC (UL 1077)
	250 V AC (IEC 60934)
Required backup fuse	24 A
Power dissipation	1.8 W (in nominal operation per channel)
Insulation resistance R_{iso}	> 100 MΩ (500 V DC)
Type of actuation	S type
Tripping method	TM (thermomagnetic)
Tripping level	Trip-free mechanism (positive)
Rated short-circuit switching capacity I_{cn}	600 A (50 V DC)
Short-circuit switching capacity I_k	1000 A AC 277 V AC
	1000 A DC 50 V DC
Dielectric strength	3000 V AC (Actuation area)
	1500 V AC (Main to auxiliary circuit)
	1500 V AC (Open main circuit)
	1000 V AC (Open auxiliary circuit)
Voltage drop	0.29 V (at 1 x I_n)

Thermomagnetic device circuit breaker - CB TM1 6A SFB P - 2800841

Technical data

Electrical data

Switching cycles, max.	6000 (at 1 x I _n)
Contact type	1 PDT
Auxiliary circuit	277 V AC / 0.5 A (Low-induction)
	277 V AC / 1 A (Low-induction, maximum of 2000 cycles)
	50 V DC / 1 A (Low-induction)
Minimum auxiliary contact operating voltage	10 V
Maximum auxiliary contact operating voltage	240 V
	240 V
Minimum auxiliary contact operating current	10 mA
Maximum auxiliary contact operating current	1 A
Vibration resistance, frequency	57 Hz ... 500 Hz (IEC 60068-2-6, Fc, sine)
Vibration resistance, amplitude	± 0.61 mm (10 ... 57 Hz)
Vibration resistance, acceleration	80 m/s ²
Vibration resistance, test duration	0 min. (Frequency cycles/axis)

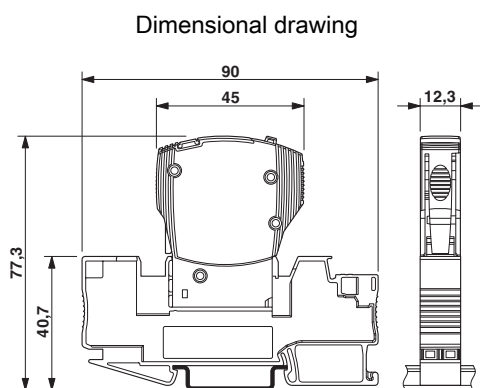
Standards and Regulations

Standards/specifications	EN 60934
	UL 1077 UL/C-UL recognized
	UL 508 UL/C - UL listed
	CSA 22.2 No. 235-041

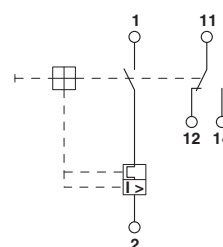
Environmental Product Compliance

China RoHS	Environmentally Friendly Use Period = 50
	For details about hazardous substances go to tab "Downloads", Category "Manufacturer's declaration"

Drawings



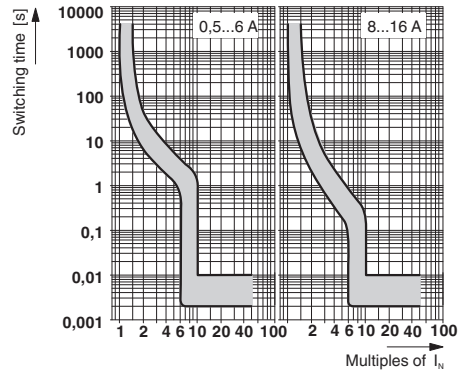
Circuit diagram



The figure shows the complete module consisting of a base element and connector

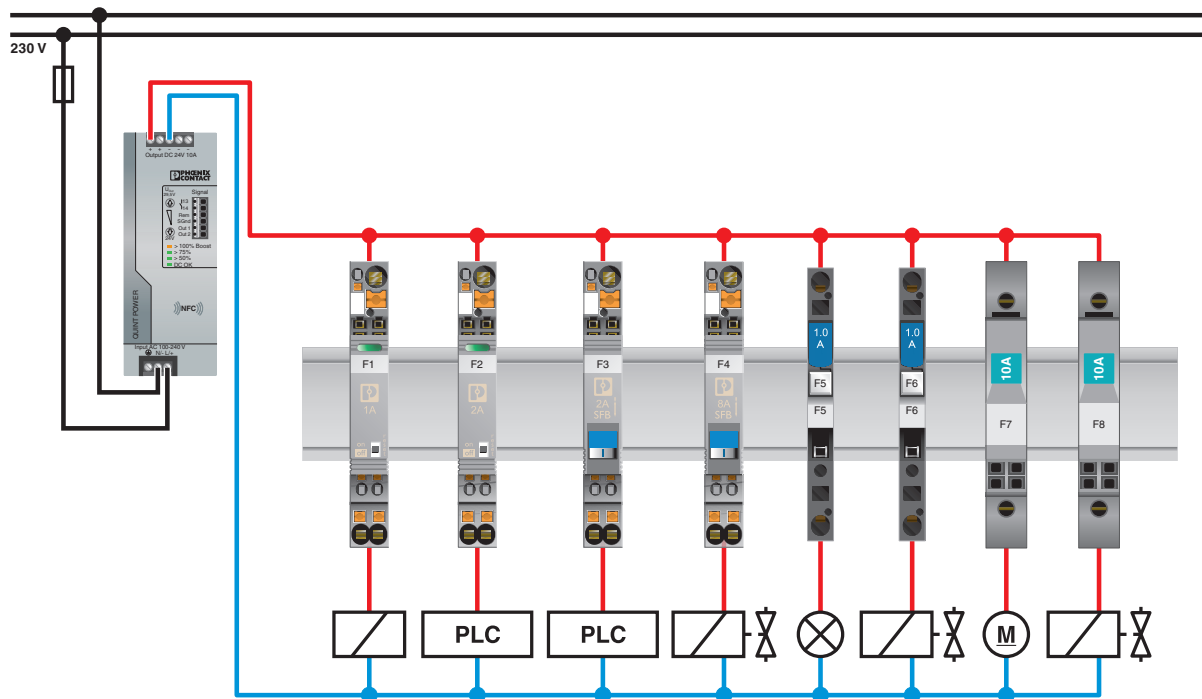
Thermomagnetic device circuit breaker - CB TM1 6A SFB P - 2800841

Diagram



Trigger characteristic in the DC range

Application drawing



Approvals

Approvals

Thermomagnetic device circuit breaker - CB TM1 6A SFB P - 2800841

Approvals

Approvals

VDE Zeichengenehmigung / UL Recognized / cUL Recognized / GL / UL Listed / cUL Listed / EAC / CSA / EAC / KC / cULus Recognized / cULus Listed

Ex Approvals


Approval details


VDE Zeichengenehmigung		http://www.vde.com/en/Institute/OnlineService/VDE-approved-products/Pages/Online-Search.aspx	40034683
UL Recognized		http://database.ul.com/cgi-bin/XYV/template/LISEXT/1FRAME/index.htm	FILE E 140459
cUL Recognized		http://database.ul.com/cgi-bin/XYV/template/LISEXT/1FRAME/index.htm	FILE E 140459
GL		http://exchange.dnv.com/tari/	61419-13 HH
UL Listed		http://database.ul.com/cgi-bin/XYV/template/LISEXT/1FRAME/index.htm	FILE E 172140
cUL Listed		http://database.ul.com/cgi-bin/XYV/template/LISEXT/1FRAME/index.htm	FILE E 172140
EAC			RU C-DE.A*30.B01561
CSA		http://www.csagroup.org/services/testing-and-certification/certified-product-listing/	2786957

Thermomagnetic device circuit breaker - CB TM1 6A SFB P - 2800841

Approvals

EAC		EAC-Zulassung
-----	---	---------------

KC		http://eng.kcc.go.kr/user/ehpMain.do	SW05012-15002
----	---	---	---------------

cULus Recognized		http://database.ul.com/cgi-bin/XYV/template/LISEXT/1FRAME/index.htm
------------------	---	---

cULus Listed
